

CITY DÉCO

4 LEGS

Cod. OCIDEV01

DESCRIPTION

Armchair with 4-leg base and shell in cold polyurethane foam; soft pleated upholstery.

NOTES

Customised finish on request (min. 100 pcs)

TECHNICAL INFORMATION

STRUCTURE

Frame in cold moulded polyurethane foam with steel structure
Seat in slab polyurethane foam

PADDING in cold moulded polyurethane foam

Seat: 20 mm thick - density: 30 kg/m³

Shell: 20-50 mm thick, density 65-70 kg/m³; polyester fibre wadding

LEGS / FRAME / BASE

Ø18 2 mm thick steel tube frame chrome-plated or finished with epoxy powder paint

COVER

Categories: D02-D03-D04-D05-E01-E02-E03-E04-I01 (see "FINISHING COLLECTION" file)

DIMENSIONS

Dimensions expressed in millimetres

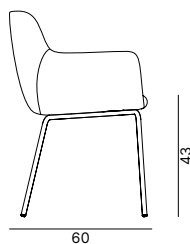

chair
W 580 H 800

D 560

seat
W 410 H 430

D 420

backrest
W 460 H 410



WEIGHT

Net weight per chair: 8,2 Kg
Gross weight per chair: 10,2 Kg

PACKAGING

1 chair per box
600×600×840

VOLUME

m³ box: 0,3

CITY DÉCO

CANTILEVER SLED

Cod. OCIDEV07

DESCRIPTION

Armchair with cantilever sled base and shell in cold polyurethane foam; soft pleated upholstery.

NOTES

Customised finish on request (min. 100 pcs)

TECHNICAL INFORMATION

STRUCTURE

Frame in cold moulded polyurethane foam with steel structure
Seat in slab polyurethane foam

PADDING in cold moulded polyurethane foam

Seat: 20 mm thick - density: 30 kg/m³

Shell: 20-50 mm thick, density 65-70 kg/m³; polyester fibre wadding

LEGS / FRAME / BASE

Ø22 11.5 mm thick steel tube frame chrome-plated or finished with epoxy powder paint

COVER

Categories: D02-D03-D04-D05-E01-E02-E03-E04-I01 (see "FINISHING COLLECTION" file)

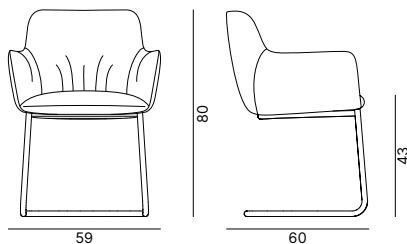
DIMENSIONS

Dimensions expressed in millimetres

chair
W 590 H 800 D 560

seat
W 410 H 430 D 420

backrest
W 460 H 410



WEIGHT

Net weight per chair: 10,1 Kg
Gross weight per chair: 12,1 Kg

PACKAGING

1 chair per box
600×600×840

VOLUME

m³ box: 0,3

CITY DÉCO

4 DÉCO LEGS

Cod. OCIDEV06

DESCRIPTION

Armchair with 4 déco-leg base and shell in cold polyurethane foam; soft pleated upholstery



TECHNICAL INFORMATION

STRUCTURE

Frame in cold moulded polyurethane foam with steel structure
Seat in slab polyurethane foam

PADDING in cold moulded polyurethane foam

Seat: 20 mm thick - density: 30 kg/m³

Shell: 20-50 mm thick, density 65-70 kg/m³; polyester fibre wadding

LEGS / FRAME / BASE

Steel tube frame chrome-plated or finished with epoxy powder paint

COVER

Categories: D02-D03-D04-D05-E01-E02-E03-E04-I01 (see "FINISHING COLLECTION" file)

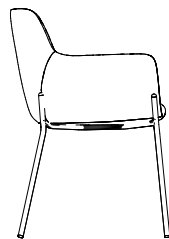
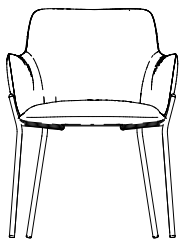
DIMENSIONS

Dimensions expressed in millimetres

chair
W 590 H 800 D 560

seat
W 410 H 430 D 420

backrest
W 460 H 410



WEIGHT

Net weight per chair: 10,1 Kg
Gross weight per chair: 12,1 Kg

PACKAGING

1 chair per box
600×600×840

VOLUME

m³ box: 0,3

CITY DÉCO

SLED

Cod. OCIDEV02

DESCRIPTION

Armchair with sled base and shell in cold polyurethane foam; soft pleated upholstery.

NOTES

Customised finish on request (min. 100 pcs)

TECHNICAL INFORMATION

STRUCTURE

Frame in cold moulded polyurethane foam with steel structure
Seat in slab polyurethane foam

PADDING in cold moulded polyurethane foam

Seat: 20 mm thick - density: 30 kg/m³

Shell: 20-50 mm thick, density 65-70 kg/m³; polyester fibre wadding

LEGS / FRAME / BASE

Ø11 steel rebar frame chrome-plated or finished with epoxy powder paint

COVER

Categories: D02-D03-D04-D05-E01-E02-E03-E04-I01 (see "FINISHING COLLECTION" file)

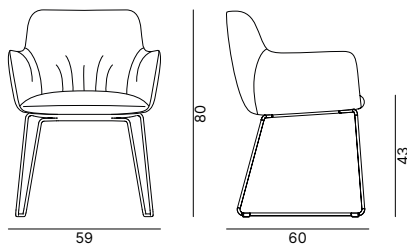
DIMENSIONS

Dimensions expressed in millimetres

chair
W 590 H 800 D 560

seat
W 410 H 430 D 420

backrest
W 460 H 410



WEIGHT

Net weight per chair: 8,6 Kg
Gross weight per chair: 10,6 Kg

PACKAGING

1 chair per box
600×600×840

VOLUME

m³ box: 0,3

CITY DÉCO

4 WOODEN LEGS

Cod. OCIDEV03

DESCRIPTION

Armchair with 4 wooden-leg base and shell in cold polyurethane foam; soft pleated upholstery.

NOTES

Customised finish on request (min. 100 pcs)



TECHNICAL INFORMATION

STRUCTURE

Frame in cold moulded polyurethane foam with steel structure
Seat in slab polyurethane foam

PADDING in cold moulded polyurethane foam

Seat: 20 mm thick - density: 30 kg/m³

Shell: 20-50 mm thick, density 65-70 kg/m³; polyester fibre wadding

LEGS / FRAME / BASE

Ø14 steel rebar support finished with epoxy powder paint

Lacquered solid ash wood legs

COVER

Categories: D02-D03-D04-D05-E01-E02-E03-E04-I01 (see "FINISHING COLLECTION" file)

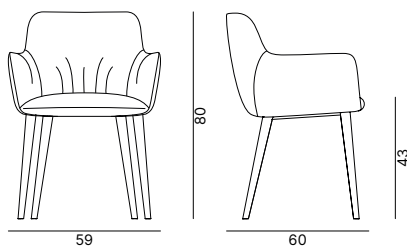
DIMENSIONS

Dimensions expressed in millimetres

chair
W 590 H 800 D 560

seat
W 410 H 430 D 420

backrest
W 460 H 410



WEIGHT

Net weight per chair: 8,5 Kg
Gross weight per chair: 10,5 Kg

PACKAGING

1 chair per box
600×600×840

VOLUME

m³ box: 0,3

CITY DÉCO LOUNGE

LOW, 4 METAL-LEG BASE



Cod. OCIDELB2

DESCRIPTION

Low armchair, 4 metal legs

TECHNICAL INFORMATION

STRUCTURE

Shell with soft pleated upholstery;

PADDING

Seat: highly elastic slab polyurethane foam density 50 kg/m³, 30 mm thick + polyester fibre wadding
Shell: cold polyurethane foam density 60 kg/m³, 70 mm thick

LEGS / FRAME / BASE

Painted steel tube frame

Adjustable polyethylene glides with felt pad or base for hard floors

COVER

Categories D02, D03, D04, D05, E01, E02, E03, E04, I01 (see "FINISHING COLLECTION" file)

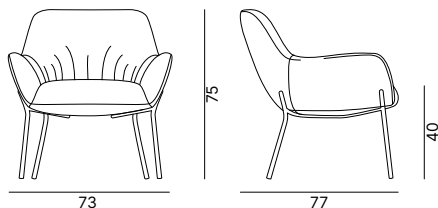
DIMENSIONS

Dimensions expressed in millimetres

chair
W 730 H 770 D 750

seat
W 510 H 400 D 490

backrest
W 57 H 43



WEIGHT

Net weight per chair: 16 kg
Gross weight per chair: 19 kg

PACKAGING

1 chair per box
770×770×890

VOLUME

m³ box: 0.528

CITY DÉCO LOUNGE

LOW, 4 WOODEN-LEG BASE



Cod. OCIDELB3

DESCRIPTION

Low armchair, 4 wooden legs

TECHNICAL INFORMATION

STRUCTURE

Shell with soft pleated upholstery;

PADDING

Seat: highly elastic slab polyurethane foam density 50 kg/m³, 30 mm thick + polyester fibre wadding
Shell: cold polyurethane foam density 60 kg/m³, 70 mm thick

LEGS / FRAME / BASE

Lacquered solid ash wood legs, chrome-plated steel plate

COVER

Categories D02, D03, D04, D05, E01, E02, E03, E04, I01 (see "FINISHING COLLECTION" file)

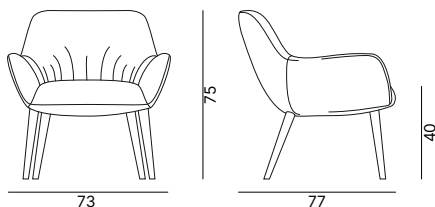
DIMENSIONS

Dimensions expressed in millimetres

chair
W 730 H 770 D 750

seat
W 510 H 400 D 490

backrest
W 57 H 43



WEIGHT

Net weight per chair: 16 kg
Gross weight per chair: 19 kg

PACKAGING

1 chair per box
770×770×890

VOLUME

m³ box: 0.528