

CITY LOUNGE

SWIVEL CHAIR WITH INTEGRAL HEADREST, METAL BASE



Code OCITYLP1

DESCRIPTION

swivel chair, high back with integral headrest, 4-star metal base

SPECIFICATIONS

STRUCTURE

Monoshell with steel inner frame and injection moulded polyurethane foam; seat pad made from cut-to-size polyurethane foam sheet.

PADDING

Seat: injection molded polyurethane foam sheets wrapped in resinated wadding - thickness 30 mm, density 50 kg/m³

Monoshell: highly resilient slab polyurethane foam - thickness 70 mm, density 60 kg/m³

LEGS / FRAME / BASE

Polished aluminium or black painted 4-star base

MECHANISM

MEC24 - No mechanism

MEC23 - Multi-lock tilt mechanism with gaslift

UPHOLSTERY

Categories B01, B03, C01, C05, D02, D03, D04, D06, P01, E01, E02, E03, E04, I01, I02, M01, M02, M03 (see "FINISHING COLLECTION" folder)

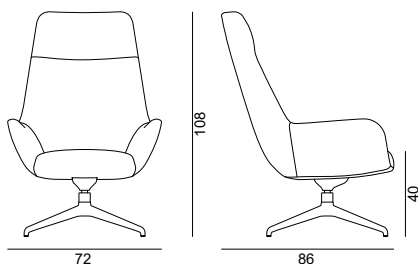
SIZE

Dimensions in millimeters

chair
W 720 H 1080 D 860

seating
W 510 H 400 D 490

backrest
W 570 H 760



WEIGHT

Net weight a chair: 18,5 Kg
Gross weight a chair: 21,5 Kg

PACKAGING

1 x package
770×770×890

VOLUME

M3 package: 0,528

CITY LOUNGE

SWIVEL CHAIR HIGH BACK,
METAL BASE



Code OCITYLA1

DESCRIPTION

swivel chair, high back, 4-star metal base

SPECIFICATIONS

STRUCTURE

Monoshell with steel inner frame and injection moulded polyurethane foam;
seat pad made from cut-to-size polyurethane foam sheet.

PADDING

Seat: injection molded polyurethane foam sheets wrapped in resinated wadding - thickness 30 mm,
density 50 kg/m³

Monoshell: highly resilient slab polyurethane foam - thickness 70 mm, density 60 kg/m³

LEGS / FRAME / BASE

Polished aluminium or black painted 4-star base

MECHANISM

MEC24 - No mechanism

MEC23 - Multi-lock tilt mechanism with gaslift

UPHOLSTERY

Categories B01, B03, C01, C05, D02, D03, D04, D06, P01, E01, E02, E03, E04, I01, I02, M01, M02, M03
(see "FINISHING COLLECTION" folder)

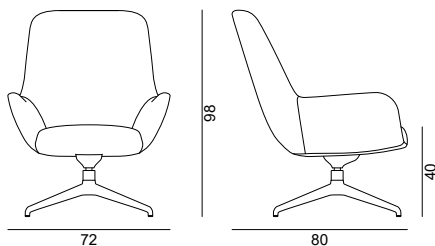
SIZE

Dimensions in millimeters

chair
W 720 H 980 D 800

seating
W 510 H 400 D 490

backrest
W 570 H 650



WEIGHT

Net weight a chair: 17,0 Kg

Gross weight a chair: 20,0 Kg

PACKAGING

1 x package

770×770×890

VOLUME

M³ package: 0,528

CITY LOUNGE

SWIVEL CHAIR MID BACK, METAL BASE



Code OCITYLB1

DESCRIPTION

swivel chair, mid back, 4-star metal base

SPECIFICATIONS

STRUCTURE

Monoshell with steel inner frame and injection moulded polyurethane foam;
seat pad made from cut-to-size polyurethane foam sheet.

PADDING

Seat: injection molded polyurethane foam sheets wrapped in resinated wadding - thickness 30 mm,
density 50 kg/m³

Monoshell: highly resilient slab polyurethane foam - thickness 70 mm, density 60 kg/m³

LEGS / FRAME / BASE

Polished aluminium or black painted 4-star base

MECHANISM

MEC24 - No mechanism

MEC23 - Multi-lock tilt mechanism with gaslift

UPHOLSTERY

Categories B01, B03, C01, C05, D02, D03, D04, D06, P01, E01, E02, E03, E04, I01, I02, M01, M02, M03
(see "FINISHING COLLECTION" folder)

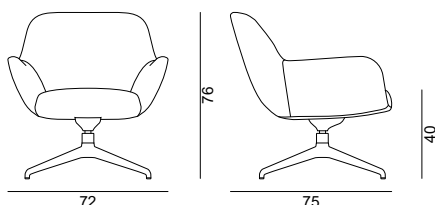
SIZE

Dimensions in millimeters

chair
W 720 H 760 D 750

seating
W 510 H 400 D 490

backrest
W 57 H 43



WEIGHT

Net weight a chair: 15,5 Kg
Gross weight a chair: 18,5 Kg

PACKAGING

1 x package
770×770×890

VOLUME

M3 package: 0,528

CITY LOUNGE

SWIVEL POUFF,
4-STAR METAL BASE



Code OCITYL01

DESCRIPTION

swivel pouff, 4-star metal base

SPECIFICATIONS

STRUCTURE

Beech plywood inner frame, cut-to-size polyurethane foam sheet.

PADDING: injection molded polyurethane foam sheets wrapped in resinated wadding (DACRON)

Thickness 30 mm, density 50 kg/m³

LEGS / FRAME / BASE

Polished aluminium or black painted 4-star base

UPHOLSTERY

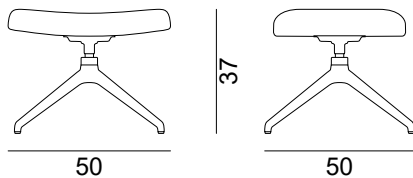
Categories B01, B03, C01, C05, D02, D03, D04, D06, P01, E01, E02, E03, E04, I01, I02, M01, M02, M03
(see "FINISHING COLLECTION" folder)

SIZE

Dimensions in millimeters

chair
W 500 H 370 D 500

seating
W 530 H 370 D 450



WEIGHT

Net weight a chair: 5,5 Kg
Gross weight a chair: 7,0 Kg

PACKAGING

1 x package
580×560×520

VOLUME

M³ package: 0,169

CITY LOUNGE

CHAIR WITH INTEGRAL HEADREST,
WOODEN LEGS



Code OCITYLP3

DESCRIPTION

chair, high back with integral headrest, wooden legs

SPECIFICATIONS

STRUCTURE

Monoshell with steel inner frame and injection moulded polyurethane foam;
Seat pad made from cut-to-size polyurethane foam sheet.
Chromed steel plate.

PADDING

Seat: injection molded polyurethane foam sheets wrapped in resinated wadding - thickness 30 mm, density 50 kg/m³

Monoshell: highly resilient slab polyurethane foam - thickness 70 mm, density 60 kg/m³

LEGS / FRAME / BASE

Natural varnished solid ash wood legs; polypropylene glides.

UPHOLSTERY

Categories B01, B03, C01, C05, D02, D03, D04, D06, P01, E01, E02, E03, E04, I01, I02, M01, M02, M03
(see "FINISHING COLLECTION" folder)

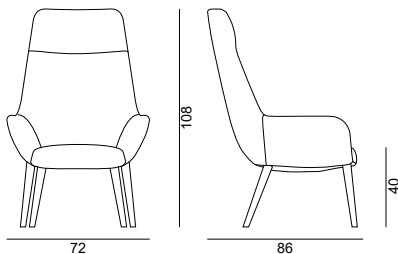
SIZE

Dimensions in millimeters

chair
W 720 H 1080 D 860

seating
W 510 H 400 D 490

backrest
W 570 H 760



WEIGHT

Net weight a chair: 19,0 Kg
Gross weight a chair: 22,0 Kg

PACKAGING

1 x package
770×770×890

VOLUME

M³ package: 0,528

CITY LOUNGE

CHAIR HIGH BACK,
WOODEN LEGS



Code OCITYLA3

DESCRIPTION

chair, high back, wooden legs

SPECIFICATIONS

STRUCTURE

Monoshell with steel inner frame and injection moulded polyurethane foam; seat pad made from cut-to-size polyurethane foam sheet. Chromed steel plate.

PADDING

Seat: injection molded polyurethane foam sheets wrapped in resinated wadding - thickness 30 mm, density 50 kg/m³

Monoshell: highly resilient slab polyurethane foam - thickness 70 mm, density 60 kg/m³

LEGS / FRAME / BASE

Natural varnished solid ash wood legs; polypropylene glides.

UPHOLSTERY

Categories B01, B03, C01, C05, D02, D03, D04, D06, P01, E01, E02, E03, E04, I01, I02, M01, M02, M03 (see "FINISHING COLLECTION" folder)

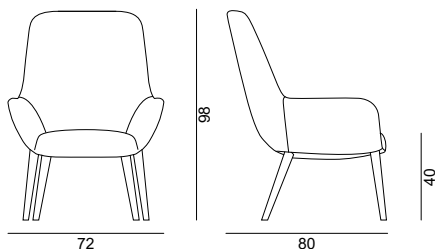
SIZE

Dimensions in millimeters

chair
W 720 H 980 D 800

seating
W 510 H 400 D 490

backrest
W 570 H 650



WEIGHT

Net weight a chair: 17,5 Kg
Gross weight a chair: 20,5 Kg

PACKAGING

1 x package
770×770×890

VOLUME

M3 package: 0,528

CITY LOUNGE

CHAIR, MID BACK, WOODEN LEGS



Code OCITYLB3

DESCRIPTION

chair, high back, wooden legs

SPECIFICATIONS

STRUCTURE

Monoshell with steel inner frame and injection moulded polyurethane foam;
Seat pad made from cut-to-size polyurethane foam sheet.
Chromed steel plate.

PADDING

Seat: injection molded polyurethane foam sheets wrapped in resinated wadding - thickness 30 mm, density 50 kg/m³
Monoshell: highly resilient slab polyurethane foam - thickness 70 mm, density 60 kg/m³

LEGS / FRAME / BASE

Natural varnished solid ash wood legs; polypropylene glides.

UPHOLSTERY

Categories B01, B03, C01, C05, D02, D03, D04, D06, P01, E01, E02, E03, E04, I01, I02, M01, M02, M03
(see "FINISHING COLLECTION" folder)

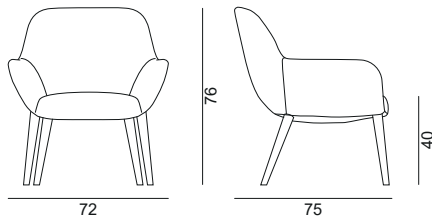
SIZE

Dimensions in millimeters

chair
W 720 H 760 D 750

seating
W 510 H 400 D 490

backrest
W 57 H 43



WEIGHT

Net weight a chair: 16,0 Kg
Gross weight a chair: 19,0 Kg

PACKAGING

1 x package
770×770×890

VOLUME

M³ package: 0,528

CITY LOUNGE

POUFF, WOODEN LEGS



Code OCITYL03

DESCRIPTION

pouff, wooden legs.

SPECIFICATIONS

STRUCTURE

Beech plywood inner frame, cut-to-size polyurethane foam sheet.

PADDING: injection molded polyurethane foam sheets wrapped in resinated wadding (DACRON)

Thickness 30 mm, density 50 kg/m³

LEGS / FRAME / BASE

Natural varnished solid ash wood legs; polypropylene glides.

UPHOLSTERY

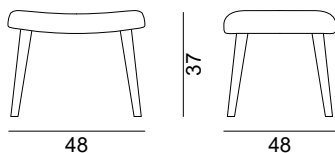
Categories B01, B03, C01, C05, D02, D03, D04, D06, P01, E01, E02, E03, E04, I01, I02, M01, M02, M03
(see "FINISHING COLLECTION" folder)

SIZE

Dimensions in millimeters

chair
W 480 H 370 D 480

seating
W 530 H 370 D 450



WEIGHT

Net weight a chair: 6,0 Kg
Gross weight a chair: 7,5 Kg

PACKAGING

1 x package
580×560×520

VOLUME

M³ package: 0,169

