


WorkWell

Meeting Chairs



connection

WorkWell

Products for working, well.

MWWT15

MWWT14

MWWT13


Meeting Chairs

WorkWell is a concept, designed for the modern workplace, to support workers and allow them to work to the absolute best of their ability, in any working environment. The wellbeing of the individual, both physical and mental, is a driving force in workspace design now more so than ever, with the WorkWell brand of commercial furniture embracing this entirely as a strong innovation focus. Comfort and functionality are crucial in creating an environment which supports the mental wellbeing of employees, just as much as the physical. By creating products which are both durable and simple to use, our WorkWell products adapt to any workspace and alleviate stress from employee and employer alike.


light, robust
frame

mesh back
providing support & comfort

upholstered
seat pad



MWT15



CANTILEVER MEETING CHAIR MWT15

Product Code	Description
MWT15-BLK-BLK-BLK	Black Shell & Mesh, Black Base
MWT15-BLK-GRY-BLK	Black Shell, Grey Mesh, Black Base
MWT15-WHT-GRY-WHT	White Shell, Grey Mesh, White Base

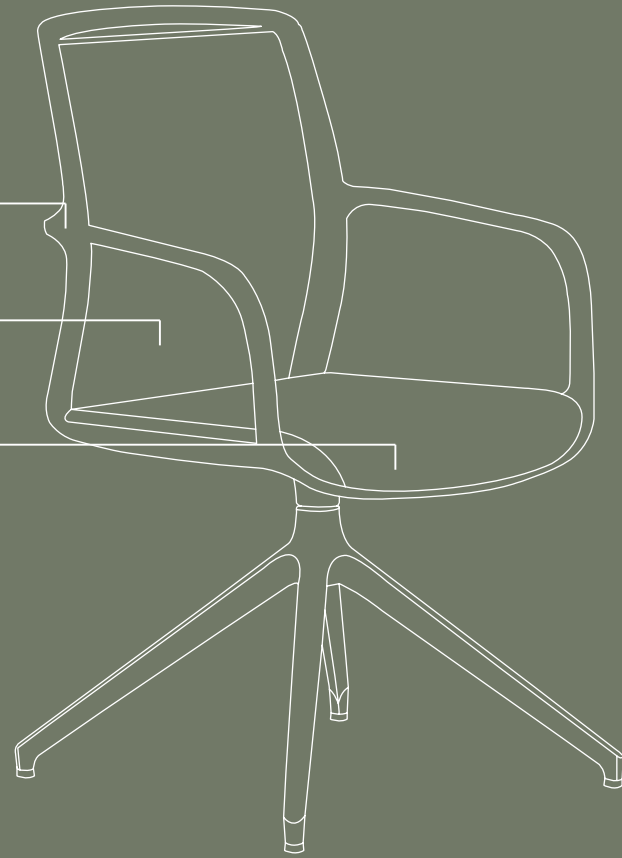
Height: 914mm | Width: 603mm | Depth: 600mm | Seat Height: 464mm | Seat Depth: 472mm | Weight: 8.85kg



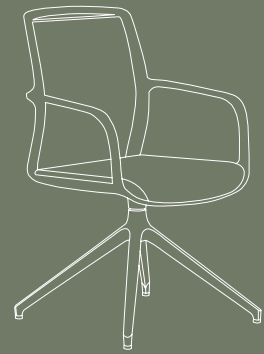
light, robust
frame

mesh back
providing support & comfort

upholstered
seat pad



MWT14



4 STAR FIXED MEETING CHAIR MWT14

Product Code	Description
MWT14-BLK-BLK-BLK-GLD	Black Shell & Mesh, Black Base
MWT14-BLK-GRY-BLK-GLD	Black Shell, Grey Mesh, Black Base
MWT14-WHT-GRY-WHT-GLD	White Shell, Grey Mesh, White Base

Height: 898mm | Width: 603mm | Depth: 600mm | Seat Height: 460mm | Seat Depth: 472mm | Weight: 9kg



light, robust
frame

mesh back
providing support & comfort

upholstered
seat pad

mounted on casters
for increased mobility



MWT13



5 STAR CASTER MEETING CHAIR MWT13

Product Code	Description
MWT13-BLK-BLK-BLK-CAS	Black Shell & Mesh, Black Base
MWT13-BLK-GRY-BLK-CAS	Black Shell, Grey Mesh, Black Base
MWT13-WHT-GRY-BLK-CAS	White Shell, Grey Mesh, Black Base

Height: 867-997mm | Width: 636mm | Depth: 636mm | Seat Height: 430-560mm | Seat Depth: 472mm | Weight: 10kg

OPTIONS

Product Code	Description
MWT13-BLK-BLK-CHR-CAS	Black Shell & Mesh, Chrome Base
MWT13-BLK-GRY-CHR-CAS	Black Shell, Grey Mesh, Chrome Base
MWT13-WHT-GRY-CHR-CAS	White Shell, Grey Mesh, Chrome Base





MWT15-WHT-GRY-WHT Featured.



MWT14-WHT-GRY-WHT-GLD Featured.



MWT13-WHT-GRY-CHR-CAS Featured.



Head Office & Showroom

Dogley Mills,
Penistone Road,
Huddersfield,
West Yorkshire,
HD8 0LE

Tel: 01484 600 100
sales@connection.uk.com

London Showroom

31 Great Sutton Street,
Clerkenwell,
London,
EC1V 0NA

Tel: 020 7253 9877
www.connection.uk.com

Manchester Showroom

The Old Law Library,
Kennedy Street,
Manchester,
M2 4BY